



Update Marad 4.30, January 2014

Changes with respect to version 4.19

General

A user can now log in with the full user name instead of just the abbreviation.



Automatic update function

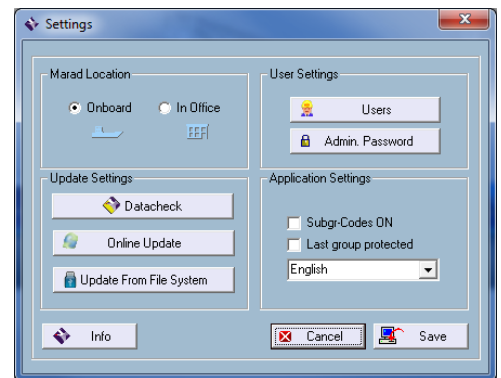
There are two ways to update Marad in the new Settings Menu.

- Online update
- Update from file

Online update lets you check Marad to see if a newer version is available. If there is, you can choose to let Marad download and install it.

The option "Update from File" allows you to navigate to any update file received. Marad will then install the update automatically.

Marad version 4.30 is therefore the last update that have be installed manually!

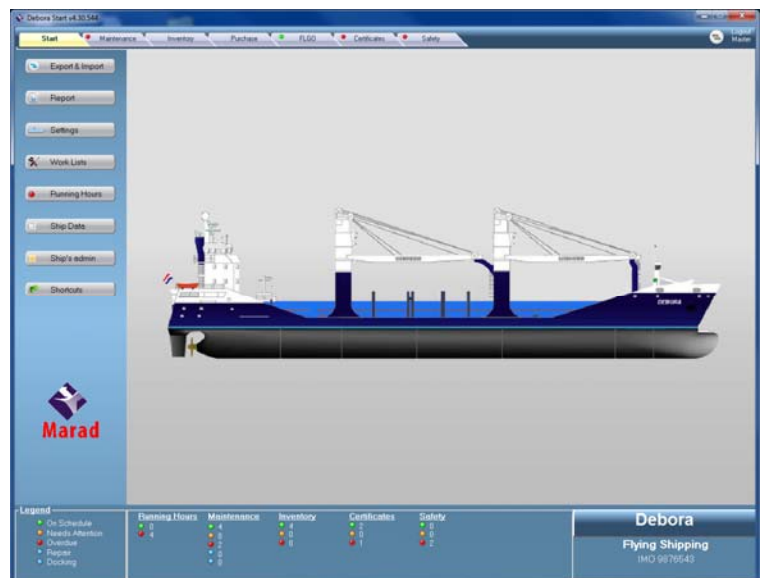


Marad Start

Marad has a new Start module.

- All menu buttons are grouped in the left bar of the Start module
- Marad Start now has an "complete overview" located at the bottom of the screen showing the status of all modules.
- The "Log Out" function with MDS shortcut is located top right.

Go to Settings/Users/Startup to set the *new Start module* as the default setting so that Marad always starts up with it. From version 4:19 onwards Marad will automatically start up with the maintenance module. By default, new Marad programs will start up with the new Start module.



Marad "bunker registration module"

Marad can now be provided (optional) with a new *bunker registration module* (FLGO)

FLGO stands for:

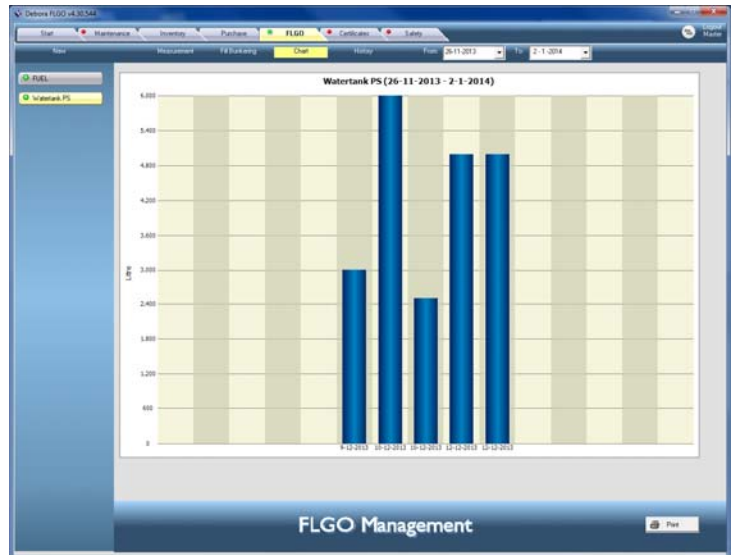
Fuel

Lub (lubricating oil)

Gas (gas oil)

Oil

The purpose of the FLGO module is to register the actual tank content (levels) and the new bunkering data of tanks and/or products.



Various (graphic) overviews of the tanks and/or products are available on request.

Screen settings Marad FLGO

Field	Value
Tank/Product	Tank
Product Name	Watertank PS
Fill Type	Content
Unit	Litre
Color	
Comment	
Sufficient limit (Green)	5000
Minimum limit (Red)	3000